



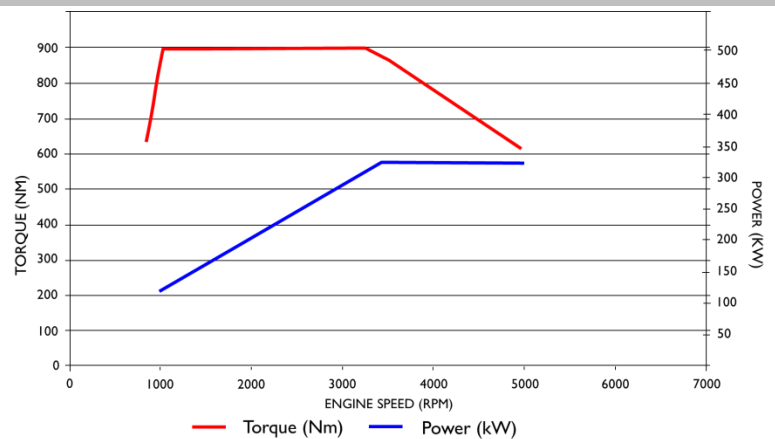
Press Information – Technical Specifications

**BENTAYGA DIESEL**

Four-door, four-, five- or seven-seat luxury performance SUV

| General Data and Dimensions |                                       |  |   |
|-----------------------------|---------------------------------------|--|---|
| <b>Length</b>               | 5140 mm / 202.4"                      |   |   |
| <b>Width (inc. mirrors)</b> | 2224 mm / 87.5"                       |  |   |
| <b>Width (across body)</b>  | 1998 mm / 78.7"                       |  |   |
| <b>Height</b>               | 1742 mm / 68.6"                       |  |   |
| <b>Wheelbase</b>            | 2995 mm / 117.9"                      |  |   |
| <b>Front track</b>          | 1689 mm / 66.5"                       |  |   |
| <b>Rear track</b>           | 1693 mm / 66.7"                       |  |   |
| <b>Front legroom</b>        | 1058 mm / 41.7"                       |  |   |
| <b>Rear legroom</b>         | 1039 mm / 40.9"                       |  |   |
| <b>Front headroom</b>       | 1023 mm / 40.3"                       | <b>Drag coefficient</b>  | C <sub>D</sub> 0.34   |
| <b>Rear headroom</b>        | 965 mm / 38"                          | <b>Wheels</b>  | 20" design in 2x finishes, 21" design in 3x finishes, 22" design in 3x finishes |
| <b>Kerb weight (EU)</b>     | 2505 kg / 5523 lb                     | <b>Tyres</b>   | Pirelli 275/50R20, 285/45 R21, 285/45 ZR21, 285/40ZR22                          |
| <b>Gross vehicle weight</b> | 3250 kg / 7165 lb                     | <b>Boot volume</b>   | Four-seat: 431 litres / 15.2 cu ft (Five seat: 484 litres / 17.1 cu ft)         |
| <b>Weight distribution</b>  | 57.5:42.5 unladen, 48:52 fully loaded | <b>Fuel capacity</b>   | 85 litres / 18.7 UK gallons / 22.5 US gallons                                   |

| Engine                       |   |
|------------------------------|---|
| <b>Configuration</b>         | All-new 4.0-litre triple-charged V8 Diesel                      |
| <b>Capacity</b>              | 3956 cc / 241.4 cubic inches                                    |
| <b>Induction</b>             | 2x sequential twin-scroll turbochargers, 1x electric compressor |
| <b>Power</b>                 | 435 PS / 429 bhp / 320 kW @3750-5000 rpm                        |
| <b>Torque</b>                | 900 Nm / 664 lb.ft @1000-3250 rpm                               |
| <b>Bore x stroke</b>         | 83 mm x 91.4 mm / 3.3"x 3.6"                                    |
| <b>Compression ratio</b>     | 16.0:1  |
| <b>Fuel delivery</b>         | Direct injection  |
| <b>Fuel</b>                  | Diesel  |
| <b>Valve gear</b>            | 2x overhead camshafts, adjustable duration, 32 valves           |
| <b>Cylinder deactivation</b> | N/A   |
| <b>Notes</b>                 | Selective Catalytic Reduction and Diesel Particulate Filter     |



| Chassis and Drivetrain     |   |                       |  |
|----------------------------|---|-----------------------|--|
| <b>Front suspension</b>    | Four link double wishbones, opt. 48V electric active anti-roll bar  | <b>Front brakes</b>   | 400 mm ventilated iron                           |
| <b>Rear suspension</b>     | Trapezoidal multi-link, optional 48V electric active anti-roll bar  | <b>Rear brakes</b>    | 380 mm ventilated iron                           |
| <b>Springs and dampers</b> | Self-levelling air suspension, Continuous Damping Control   | <b>Calipers</b>       | Six-piston front calipers, sliding rear calipers |
| <b>Steering system</b>     | Electronic Power Assisted Steering, servotonic, variable ratio  | <b>Turning circle</b> | 12.4 m / 40.6 ft                                 |
| <b>Drive configuration</b> | ZF eight-speed automatic gearbox, permanent all-wheel drive, Torsen centre differential, open rear differential with Electronic Diff Lock |                       |  |
| <b>Gear ratios</b>         | 1st: 4.71, 2nd: 3.14, 3rd: 2.1, 4th: 1.67, 5th: 1.29, 6th: 1.00, 7th: 0.839, 8th: 0.667, final drive: 2.85                                |                       |  |
| <b>Notes</b>               | Four- or eight-mode drive mode control. Four ride heights. Bentley Dynamic Ride (48V electric active roll control) available.             |                       |  |

| Exterior and Interior Specifications |  |                       |             |
|--------------------------------------|--|-----------------------|-------------|
| <b>Body materials</b>                | Steel and aluminium monocoque, superformed aluminium front fenders, aluminium bonnet   |                       |             |
| <b>Headlights</b>                    | All-LED headlamps with signature daylight running lamps. LED rear lamps. Integrated headlamp washer in outer headlamp.   |                       |             |
| <b>Infotainment</b>                  | All-new 8" central touchscreen with gesture control, new navigation with 3D building display. 60 GB solid-state hard drive, with 11 GB for onboard music. AM / FM / DAB radio, CD / DVD, optional digital TV. Thirty languages sets text-to-speech and voice recognition. 2x SD card slots, 2x USB slots, Bluetooth, 4G telephone module, 4G Wi-Fi hotspot. Optional 2x 10" Rear Seat Entertainment tablets (Android), full connectivity to car and outside, integrated webcam and onboard memory. Touch Screen Remote for rear cabin control. |                       |             |
| <b>Sound system</b>                  | Standard six channel, ten-speaker system. Signature Audio features 700 W, 12 speakers (five Balanced Mode Radiators, four bass, two tweeters and sub-woofer). Naim for Bentley Premium Audio features 1800 W, 18 channels, 18 speakers including SuperTweeters   |                       |             |
| <b>Safety</b>                        | Driver's and passenger's airbags, front and rear side curtains, front and rear seat thorax bags. Crash detection and mitigation systems.   |                       |             |
| <b>Driver assistance</b>             | Suite of advanced technologies, including Head-Up Display, Night Vision, Park Assist, Traffic Sign Recognition and many others   |                       |             |
| <b>Paint colours</b>                 | 17 standard, 90 extended, bespoke on request   | <b>Hide colours</b>   | 15 standard |
| <b>Hood colours</b>                  | NA   | <b>Veneer species</b> | 8 standard  |

| Performance       |                    |
|-------------------|--------------------|
| <b>0-60 mph</b>   | 4.6 secs           |
| <b>0-100 mph</b>  | 11.5 secs          |
| <b>0-100 km/h</b> | 4.8 secs           |
| <b>0-160 km/h</b> | 11.3 secs          |
| <b>Top speed</b>  | 168 mph / 270 km/h |

| Fuel Economy and Emissions – EU and EPA drive cycles |                              |                   |    |
|--|------------------------------|-------------------|----|
| <b>Urban</b>   | 30.1 mpg / 9.4 litres/100 km | <b>City</b>       | NA |
| <b>Extra urban</b>                                   | 39.2 mpg / 7.2 litres/100 km | <b>Highway</b>    | NA |
| <b>Combined</b>                                      | 35.3 mpg / 8.0 litres/100 km | <b>Combined</b>   | NA |
| <b>Compliance</b>                                    | EU6                          | <b>Compliance</b> | NA |
| <b>CO<sub>2</sub></b>                                | 210 g/km                     |                   |    |