




Press Information – Technical Specifications

**BENTAYGA W12 SPEED**

Four-door, four-, five- or seven-seat luxury performance SUV

General Data and Dimensions			
<b>Length</b>	5144 mm / 202.5"		
<b>Width (inc. mirrors)</b>	2222 mm / 87.5"		
<b>Width (across body)</b>	1998 mm / 78.7"		
<b>Height</b>	1742 mm / 68.6"		
<b>Wheelbase</b>	2995 mm / 117.9"		
<b>Front track</b>	1689 mm / 66.5"		
<b>Rear track</b>	1707 mm / 67.2"		
<b>Front legroom</b>	1058 mm / 41.7"		
<b>Rear legroom</b>	1039 mm / 40.9"		
<b>Front headroom</b>	966 mm / 38"		
<b>Rear headroom</b>	966 mm / 38"	<b>Wheels</b>	22" design in 2x finishes, 1 additional finish with blackline specification
<b>Kerb weight (EU)</b>	2508 kg / 5529 lb (five-seat)	<b>Tyres</b>	Pirelli 285/45 R21, 285/45 ZR21, 285/40ZR22
<b>Gross vehicle weight</b>	3250 kg / 7165 lb	<b>Boot volume</b>	Four-seat: 392 litres / 13.8 cu ft    Five seat: 484 litres / 17.1 cu ft
<b>Ground Clearance</b>	247 mm	<b>Fuel capacity</b>	85 litres / 18.7 UK gallons / 22.5 US gallons

Engine	
<b>Configuration</b>	6.0-litre twin-turbocharged W12 TSI
<b>Capacity</b>	5950 cc / 363 cubic inches
<b>Induction</b>	Two parallel twin-scroll turbochargers, direct intercooling
<b>Power</b>	635 PS / 626 bhp / 467 kW @ 5000 – 5750 rpm
<b>Torque</b>	900 Nm / 664 lb.ft @ 1500-5000 rpm
<b>Bore x stroke</b>	84 mm x 89.5 mm / 3.3" x 3.52"
<b>Compression ratio</b>	10.5:1
<b>Fuel delivery</b>	Combined port injection and direct injection
<b>Fuel</b>	95-98 RON unleaded (EU), 92-98 RON unleaded (US)
<b>Valve gear</b>	4x overhead camshafts, dual cam phasing, 48 valves
<b>Cylinder deactivation</b>	Six cylinders, valves and fuel deactivated at light load
<b>Notes</b>	Oil system engineered to 35 degrees tilt in all directions.



W12 - 635 PS

Chassis and Drivetrain			
<b>Front suspension</b>	Four link double wishbones, opt. 48V electric active anti-roll bar	<b>Front brakes</b>	400 mm ventilated iron / 440 mm CSiC
<b>Rear suspension</b>	Trapezoidal multi-link, optional 48V electric active anti-roll bar	<b>Rear brakes</b>	380 mm ventilated iron / 370 mm CSiC
<b>Springs and dampers</b>	Self-levelling air suspension, Continuous Damping Control	<b>Calipers</b>	6-piston front (iron) / 10-piston front (CSiC), sliding rear
<b>Steering system</b>	Electronic Power Assisted Steering, servotronic, variable ratio	<b>Turning circle</b>	12.4 m / 40.6 ft
<b>Drive configuration</b>	ZF eight-speed automatic gearbox, permanent all-wheel drive, Torsen centre differential, open rear differential with Electronic Diff Lock		
<b>Gear ratios</b>	1st: 4.71, 2nd: 3.14, 3rd: 2.1, 4th: 1.67, 5th: 1.29, 6th: 1.00, 7th: 0.839, 8th: 0.667, final drive: 2.85		
<b>Notes</b>	Four- or eight-mode drive mode control. Four ride heights. Bentley Dynamic Ride (48V electric active roll control) available.		

Exterior and Interior Specifications			
<b>Body materials</b>	Steel and aluminium monocoque, superformed aluminium front fenders, aluminium bonnet		
<b>Headlights</b>	Full matrix LED headlamps with signature daylight running lamps. LED rear lamps. New Bumper mounted secondary lamps.		
<b>Infotainment</b>	All-new 10.9" central touchscreen with gesture control, new navigation with 3D building display. DAB radio, Wireless Apple Carplay and Android Auto, optional digital TV. Voice control, and text-to-speech. Up to 6x USB-C slots, Bluetooth, 4G telephone module, 4G Wi-Fi hotspot. Touch Screen Remote for rear cabin control.		
<b>Sound system</b>	Standard eight channel Signature Audio features 590 W, 12 speakers (five Balanced Mode Radiators, four bass, two tweeters and sub-woofer). Naim for Bentley Premium Audio features 1780 W, 17 channels, 20 speakers including Super-Tweeters		
<b>Safety</b>	Driver's and passenger's airbags, front and rear side curtains, front and rear seat thorax bags. Crash detection and mitigation systems.		
<b>Driver assistance</b>	Suite of advanced technologies, including Head-Up Display, Night Vision, Park Assist, Traffic Sign Recognition and many others		
<b>Paint colours</b>	18 standard, 47 Extended and Mulliner, 24 Duo tone	<b>Hide colours</b>	15 standard
<b>Hood colours</b>	NA	<b>Veneer species</b>	4 standard, 4 optional and 2 technical finishes

Performance	
<b>0-60 mph</b>	3.8 secs
<b>0-100 km/h</b>	3.9 secs
<b>Top speed</b>	190 mph / 306 km/h

Fuel Economy and Emissions – NEDC cycle			
<b>Urban</b>	14.3 mpg / 19.7 litres/100 km	<b>Combined</b>	19.8 mpg / 14.3 litres/100 km
<b>Extra Urban</b>	25.2 mpg / 11.2 litres/100 km	<b>CO<sub>2</sub> combined</b>	325 g/km
<b>Driving range</b>	397 miles / 639 km		