



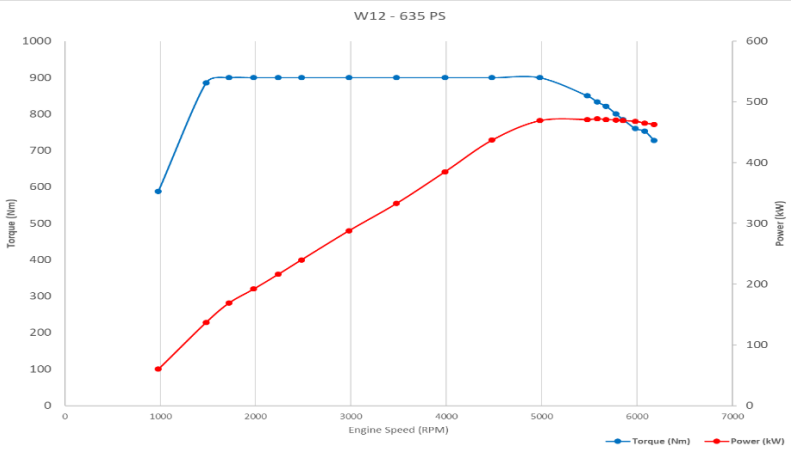
Press Information – Technical Specifications

BENTAYGA W12 SPEED

Four-door, four-, five- or seven-seat luxury performance SUV

General Data and Dimensions			
Length	5144 mm / 202.5"		
Width (inc. mirrors)	2222 mm / 87.5"		
Width (across body)	1998 mm / 78.7"		
Height	1742 mm / 68.6"		
Wheelbase	2995 mm / 117.9"		
Front track	1689 mm / 66.5"		
Rear track	1707 mm / 67.2"		
Front legroom	1058 mm / 41.7"		
Rear legroom	1039 mm / 40.9"		
Front headroom	966 mm / 38"		
Rear headroom	966 mm / 38"	Wheels	22" design in 2x finishes, 1 additional finish with blackline specification
Kerb weight (EU)	2508 kg / 5529 lb (five-seat)	Tyres	Pirelli 285/45 R21, 285/45 ZR21, 285/40ZR22
Gross vehicle weight	3250 kg / 7165 lb	Boot volume	Four-seat: 392 litres / 13.8 cu ft Five seat: 484 litres / 17.1 cu ft
Ground Clearance	247 mm	Fuel capacity	85 litres / 18.7 UK gallons / 22.5 US gallons

Engine	
Configuration	6.0-litre twin-turbocharged W12 TSI
Capacity	5950 cc / 363 cubic inches
Induction	Two parallel twin-scroll turbochargers, direct intercooling
Power	635 PS / 626 bhp / 467 kW @ 5000 – 5750 rpm
Torque	900 Nm / 664 lb.ft @ 1750-4500 rpm
Bore x stroke	84 mm x 89.5 mm / 3.3" x 3.52"
Compression ratio	10.5:1
Fuel delivery	Combined port injection and direct injection
Fuel	95-98 RON unleaded (EU), 92-98 RON unleaded (US)
Valve gear	4x overhead camshafts, dual cam phasing, 48 valves
Cylinder deactivation	Six cylinders, valves and fuel deactivated at light load
Notes	Oil system engineered to 35 degrees tilt in all directions.



Chassis and Drivetrain			
Front suspension	Four link double wishbones, opt. 48V electric active anti-roll bar	Front brakes	400 mm ventilated iron / 440 mm CSiC
Rear suspension	Trapezoidal multi-link, optional 48V electric active anti-roll bar	Rear brakes	380 mm ventilated iron / 370 mm CSiC
Springs and dampers	Self-levelling air suspension, Continuous Damping Control	Calipers	6-piston front (iron) / 10-piston front (CSiC), sliding rear
Steering system	Electronic Power Assisted Steering, servotronic, variable ratio	Turning circle	12.4 m / 40.6 ft
Drive configuration	ZF eight-speed automatic gearbox, permanent all-wheel drive, Torsen centre differential, open rear differential with Electronic Diff Lock		
Gear ratios	1st: 4.71, 2nd: 3.14, 3rd: 2.1, 4th: 1.67, 5th: 1.29, 6th: 1.00, 7th: 0.839, 8th: 0.667, final drive: 2.85		
Notes	Four- or eight-mode drive mode control. Four ride heights. Bentley Dynamic Ride (48V electric active roll control) available.		

Exterior and Interior Specifications			
Body materials	Steel and aluminium monocoque, superformed aluminium front fenders, aluminium bonnet		
Headlights	Full matrix LED headlamps with signature daylight running lamps. LED rear lamps. New Bumper mounted secondary lamps.		
Infotainment	All-new 10.9" central touchscreen with gesture control, new navigation with 3D building display. DAB radio, Wireless Apple Carplay and Android Auto, optional digital TV. Voice control, and text-to-speech. Up to 6x USB-C slots, Bluetooth, 4G telephone module, 4G Wi-Fi hotspot. Touch Screen Remote for rear cabin control.		
Sound system	Standard eight channel Signature Audio features 590 W, 12 speakers (five Balanced Mode Radiators, four bass, two tweeters and sub-woofer). Naim for Bentley Premium Audio features 1780 W, 17 channels, 20 speakers including Super-Tweeters		
Safety	Driver's and passenger's airbags, front and rear side curtains, front and rear seat thorax bags. Crash detection and mitigation systems.		
Driver assistance	Suite of advanced technologies, including Head-Up Display, Night Vision, Park Assist, Traffic Sign Recognition and many others		
Paint colours	18 standard, 47 Extended and Mulliner, 24 Duo tone	Hide colours	15 standard
Hood colours	NA	Veneer species	4 standard, 4 optional and 2 technical finishes

Performance	
0-60 mph	3.8 secs
0-100 km/h	3.9 secs
Top speed	190 mph / 306 km/h

Fuel Economy and Emissions – NEDC cycle			
Urban	14.3 mpg / 19.7 litres/100 km	Combined	19.8 mpg / 14.3 litres/100 km
Extra Urban	25.2 mpg / 11.2 litres/100 km	CO₂ combined	325 g/km
Driving range	397 miles / 639 km		