

ISLE OF MAN
CONSTABULARY

BM 8752





BBC
NEWS

BREAKING NEWS FROM CREWE





The Continental GT S

Model Positioning

STATUS



Continental GT
Azure



Continental GT S



Continental GT
Mulliner



Continental GT
Speed



Continental GT

COMFORT

DRIVING

Continental GT S - Overview



Engine:

4.0-litre twin-turbocharged V8 engine with 140 kW electric motor

Transmission:

8 speed dual clutch | active AWD

Peak Power:

680 PS / 671 bhp / 500 kW @6250 rpm

Peak Torque:

930 Nm / 686 lb.ft @2300-4500 rpm

Acceleration:

0-60 mph in 3.3 secs (0-100km/h in 3.5 secs)

Maximum Speed: 191 mph / 308 km/h

Chassis:

Twin-valve air springs, 48V electric anti-roll control, eLSD, rear-wheel steer, advanced ESC

Brakes:

CiSC brake option inc. 440 mm front discs with 10 piston calipers

Wheels:

22" S wheel finished in bright machined and black high gloss or silver painted

S Exterior design features



S Exterior design features



Black Bentley wings and BENTLEY lettering

Dark tint, slashed oval tail lamps

New S wheel – 22” Ten Swept Spoke – Gloss Black Painted & Bright Machined (Cost Option)

Stainless steel Sports exhaust with dark Tint, slashed oval tailpipe finishers

Beluga rear diffuser

S Interior design features

Unique S colour split and Fluted Seat Design in hide/Dinamica mix (Optional leather spec shown)

Dinamica inserts to seats, door inserts, steering wheel & gear lever (opt leather spec shown)

Dark Tint Chrome Specification option

Powertrain Overview






- The new Continental GT S is powered by Bentley's High Performance Hybrid Powertrain
 - Combined Power: 671 bhp / 680 PS
 - Peak torque: 686 lb.ft / 930 Nm
 - E Motor - 188 bhp / 190 PS
 - V8 engine – 512 bhp / 519 PS
 - Battery Capacity – 25.9kWh



Chassis Overview

- The GT S uses the Bentley Performance Active Chassis:
 - All Wheel Steering
 - eLSD and torque vectoring
 - Twin valve dampers
 - Bentley Dynamic Ride
 - Up to 100% torque to the rear axle
 - New ESC

Performance – Differentiation by derivative

	Powertrain		Chassis
 Mulliner	Ultra Performance Hybrid 782PS 1000Nm	Sports exhaust Launch control	Bentley Performance Active Chassis With: <ul style="list-style-type: none"> • Dynamic Ride • Rear Steer • E-differential
 Speed			
 S	High Performance Hybrid 680PS 930Nm	Without sports exhaust Without launch control	Bentley Active Chassis With: <ul style="list-style-type: none"> • Dynamic Ride • Rear Steer • E-differential
 Azure			
 Core			

New Continental GT S - Summary

1. New Continental GT S and GTC S models deliver increased dynamism, and sporting visual presence
2. Inspired by the new Supersports in driver focus and agile handling
3. S model combines High Performance Hybrid powertrain with Continental GT Speed's Bentley Performance Active Chassis
4. Most powerful Continental GT S ever, featuring 680 PS and 930 Nm – Nearly 20% more than previous generation S models

Tomorrow's Activity

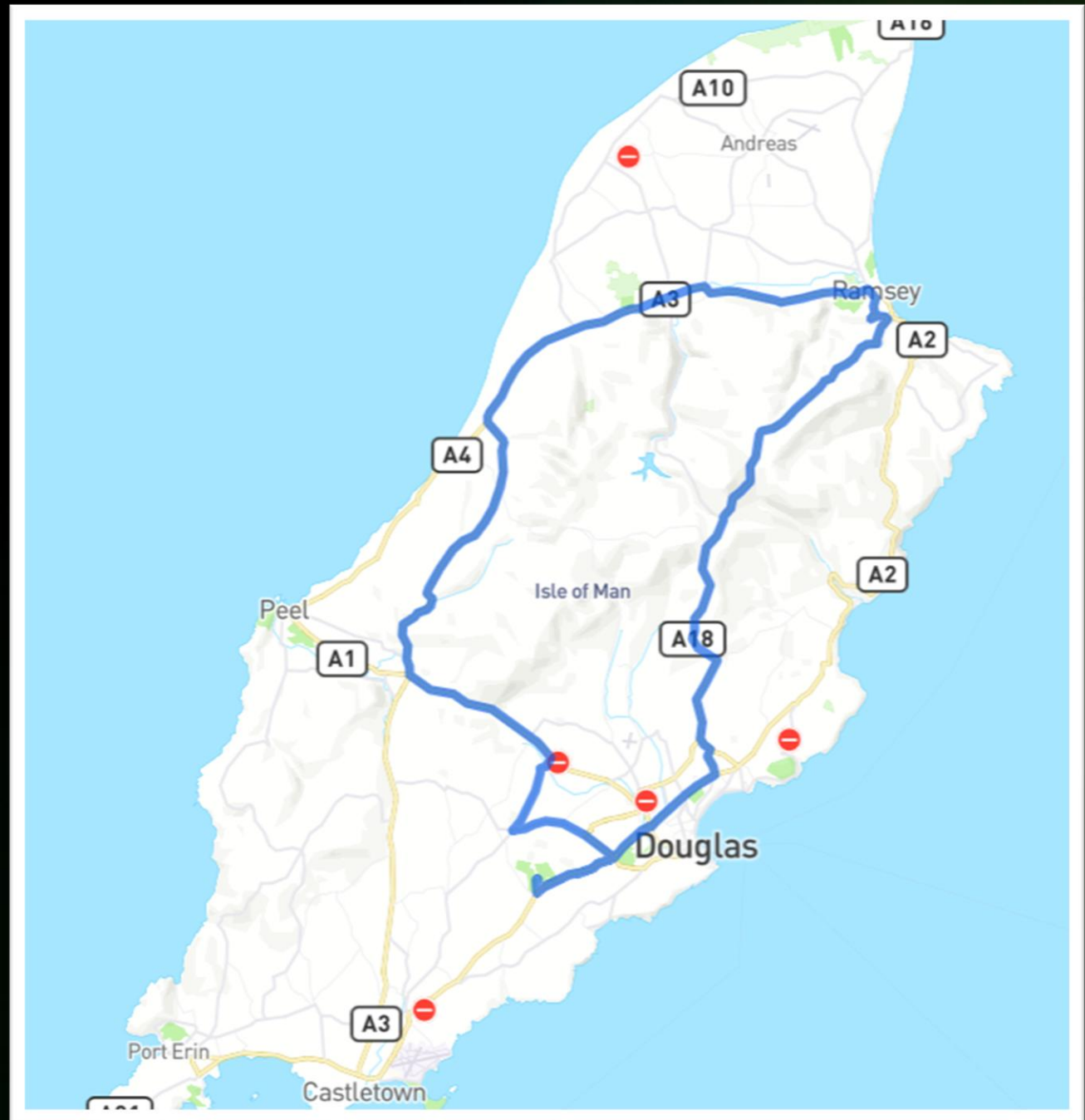


Tomorrow's Activity

Loop route consisting of approximately 90% of the famous Isle of Man TT Circuit

Timings (approx.)

- 07:30 Breakfast
- 09:30 Drive away
- 10:45 Driver change / refreshments
- 12:00 Lunch
- 13:00 Content requests
- PM Transfers to airport



Fleet Overview



Spark Blue (1x LHD / 1x RHD)



Snow Quartz (2x LHD)



Cyber Yellow (1x LHD / 1x RHD)

★ Stock photography
& B Roll available

Housekeeping

This presentation will be available on the Content Hub: www.bentleymedia.com

Feel free to use social media: please tag @bentleynewsroom / @BentleyComms

- Embargo: 12:30 BST, 27th April 2026

