



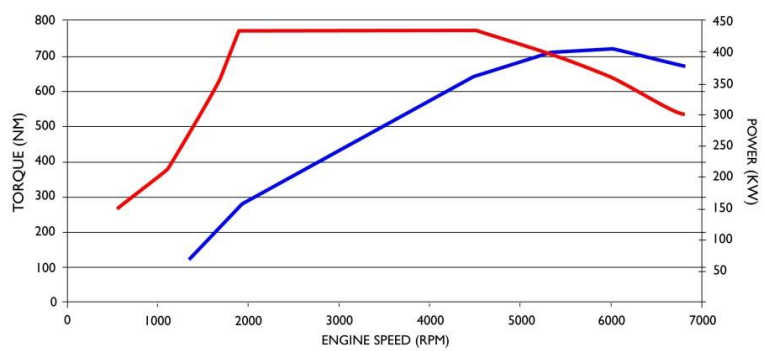
Press Information – Technical Specifications

NEW CONTINENTAL GT V8

Two-door, Four-seat Grand Tourer

General Data and Dimensions			
Length	4850 mm / 190.9 in	 	
Width across mirror	2187 mm / 86.1 in		
Width across body	1966 mm / 77.4 in		
Height	1405 mm / 55.3 in		
Wheelbase	2851 mm / 112.2 in		
Front track	1672 mm / 65.8 in		
Rear track	1664 mm / 65.5 in		
Front legroom	N/A		
Rear legroom	N/A		
Front headroom	955 mm / 37.5 in		Drag
Rear headroom	933 mm / 36.7 in	Wheels	1 x 20" (1 finish) 2x 21" designs (in three and two finishes), 1x 22" design in
EU Unladen Weight	2165 kg / 4773 lb	Tyres	Pirelli PZero 265/45 ZR20 108Y (front) and 295/40 ZR20 110Y (rear) Optional 265/40 ZR21 105Y (front) and 305/35 ZR21 109Y (rear) Optional 275/35 ZR22 104Y (front) and 315/30 ZR22 107Y (rear) Optional 275/35 R22 104W (front) and 315/30 R22 107W (rear)
Gross vehicle weight	2725 kg / 6008 lb	Boot	358 litres / 12.6 cu ft
Weight distribution*	55 : 45	Fuel	90 litres / 19.8 UK gallons / 24.8 US gallons

Engine	
Configuration	4.0-litre twin-turbocharged V8 TSI
Capacity	3996 cc / 243.9 cubic inches
Induction	2x twin-scroll turbochargers, inside the V
Power	550 PS / 542 bhp / 404 kW @ 6000 rpm
Torque	770 Nm / 568 lb.ft @2000-4500 rpm
Bore x stroke	86 mm x 86 mm / 3.39" x 3.39"
Compression ratio	10.1:1
Fuel delivery	Direct injection
Fuel	Gasoline, 95-98 RON
Valve gear	2x overhead camshafts, adjustable duration, 32 valves
Cylinder deactivation	Four cylinders, valves and fuel deactivated at light load



Chassis and Drivetrain			
Front suspension	Aluminium double wishbones, (48V active anti-roll bar – optional)	Front brakes	420 mm x 40 mm ventilated iron
Rear suspension	Aluminium multi-link design, (48V active anti-roll bar – optional)	Rear brakes	380 mm x 30 mm ventilated iron
Springs and dampers	Three-chamber air suspension, Continuous Damping Control	Calipers	10-piston front, four-piston rear
Steering system	Electric Power Assisted Steering with variable ratio	Turning circle	10.73m / 35.2 ft
Drive configuration	ZF eight-speed dual-clutch gearbox, active all-wheel drive. Up to 38% total torque to front axle in Bentley and Comfort, up to 17% in Sport.		
Gear ratios	1st: 5.966, 2nd: 3.235, 3rd: 2.083, 4th: 1.420, 5th: 1.054, 6th: 0.841, 7th: 0.678, 8th: 0.534, final drive: 3.130 / 3.154 (front / rear)		
Notes	Four-mode Drive Dynamics control		

Exterior and Interior Specifications			
Body materials	Steel and aluminium monocoque, superformed aluminium exterior panels, composite (SMC) boot lid with integrated antennae		
Headlights	Full LED matrix headlamps, DRLs and tail lamps. High Beam Assist as standard. (Market specific)		
Infotainment	All-new 12.3" central touchscreen system including HDD-navigation, two SD card slots, Bluetooth and WiFi streaming, a CD/DVD slot and digital radio. Apple CarPlay, Sirius satellite radio, 60GB solid-state hard drive, 4G telephone system, Google StreetView / Earth / online POI search. Optional Bentley Rotating Display switches between touchscreen, three analogue gauges (compass, chronometer and outside temperature) and unbroken veneer. (Market Specific)		
Sound system	650W 10-speaker standard system. 1,500W 16-speaker Bang & Olufsen option with four DSP sound modes and Beo Sonic interface. 2,200W 18-speaker (+two kinaesthetic shakers) Naim option with eight DSP sounds modes and Active Bass.		
Safety	Front and side driver / passenger airbags		
Driver assistance	Suite of advanced technologies, including Head-Up Display, Night Vision, Lane Assist, Traffic Sign Recognition and many others (Market specific)		
Paint colours	7 standard, + Extended Range + bespoke on request	Hide colours	5 standard (10 optional)
		Veneer species	1 standard, 7 optional, dual-veneer optional

Performance	
0-60 mph	3.9 secs
0-100 mph	8.2 secs
0-100 km/h	4.0 secs
0-160 km/h	8.1 secs
Top speed	198 mph / 318 km/h

Fuel Economy and Emissions – WLTP cycle			
Low	19.4 mpg / 14.6 litres/100 km	Extra High	26.4 mpg / 10.7 litres/100 km
Medium	22.6 mpg / 12.5 litres/100 km	Combined	23.3 mpg / 12.1 litres/100 km
High	27.4 mpg / 10.3 litres/100 km	CO₂ combined	275 g/km
Compliance	EU6 AP		
Driving range	462 miles / 744 km		